

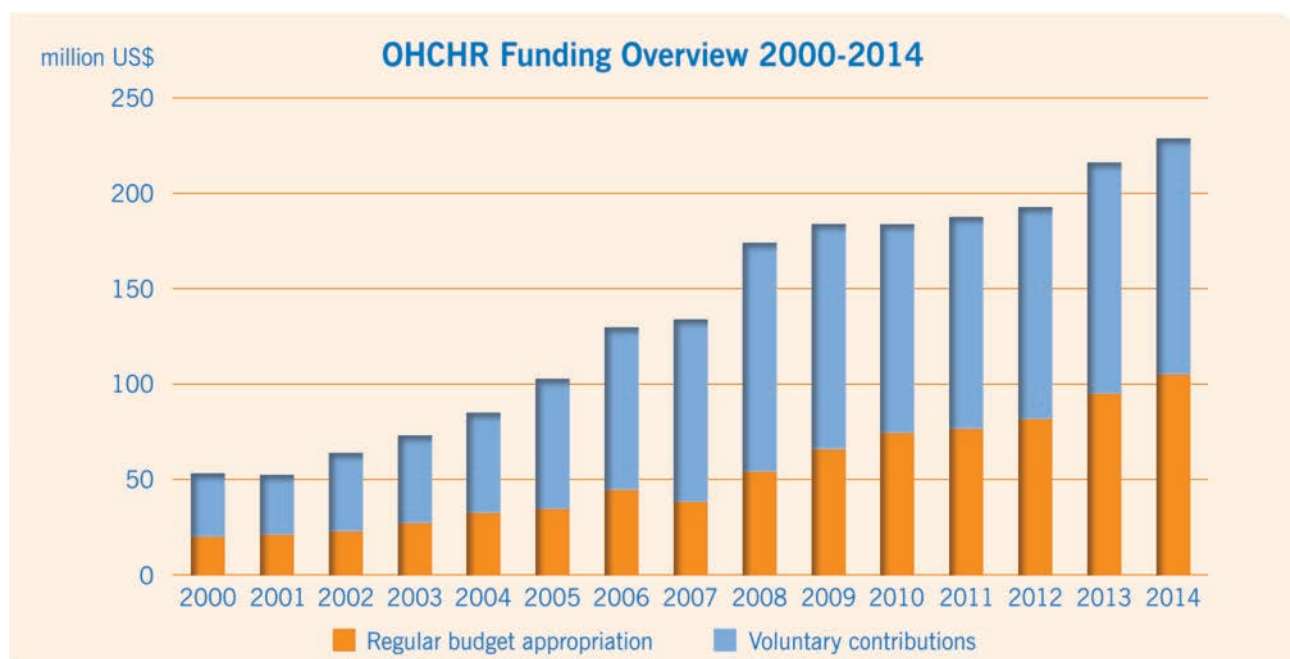
Funding

Context

Approximately 40 per cent of OHCHR’s global funding needs are covered by the United Nations regular budget, with the remainder coming from voluntary contributions from Member States and other donors. The United Nations regular budget, approved by the General Assembly every two years, is funded by “assessed contributions” from each Member State in accordance with a formula that takes into account the size and strength of its national economy. Since the 2005 World Summit, when Member States committed to doubling the funding for OHCHR, there has been a gradual increase in the Office’s portion of the regular budget. For the 2014-2015 biennium, US\$173.5 million was initially allocated to OHCHR, although that amount has risen to more than US\$207 million in light of the funding for the treaty body strengthening process and the substantial non-recurring costs for the current commissions of inquiry. The allocations in previous biennia amounted to US\$177.3 million in 2012-2013, US\$151.6 million in 2010-2011, US\$120.6 million in 2008-2009, US\$83.4 million in 2006-2007 and US\$67.6 million in 2004-2005. While the upward trend in financial support from the regular budget for human rights work is welcome, the proportion of the overall United Nations regular budget devoted to human rights, even after the

recent increases, remains at just slightly over 3 per cent of the total UN budget.

Until 2008, the level of voluntary contributions to OHCHR steadily increased from US\$41 million in 2002 to a peak of US\$120 million in 2008. Contributions dropped slightly to US\$118.1 million in 2009 and more sharply to US\$109.4 million in 2010, before making a slight recovery in 2011 and 2012 to a level of US\$111.1 million. In 2013, however, voluntary contributions increased by nearly US\$10 million to reach US\$121.2 million and again by 2 per cent in 2014 for a total of US\$123.7 million, the highest amount ever received by the Office. The allocation of unearmarked funding followed a similar pattern until 2013 (rising from 7 per cent in 2002 to 56 per cent in 2009, dropping slightly to 54 per cent in 2010 and 51 per cent in 2011, before slightly increasing to 53 per cent in 2012 and 54 per cent in 2013), but decreased to 47 per cent in 2014. Approximately 58 per cent of all voluntary funding in 2014 was used to support work in the field, which receives minimal support from the regular budget. The remainder was distributed between other areas of the Office’s work, often supplementing the limited resources allocated from the regular budget and therefore enabling the Office to achieve a far greater impact than would otherwise have been possible.



Who Funds OHCHR?

The table below lists, in descending order, all donors that voluntarily contributed in 2014. As was the case in previous years, the overwhelming majority

of voluntary contributions came from Member States, which provided a total of US\$106.6 million, or 86.2 per cent of all contributions. International organizations, including the European Commission and UN partners, contributed an additional US\$16.7 million, or 13.5 per cent, of all contributions.

Voluntary contributions to OHCHR in 2014

Donor	US\$	Donor	US\$
1 Norway	15,343,191	38 Austria	125,165
2 Sweden	15,274,483	39 National Human Rights Committee of Qatar	120,000
3 United States of America	14,132,626	40 Ford Foundation	99,500
4 Netherlands	10,608,948	41 Poland	93,425
5 Germany	9,586,460	42 United Arab Emirates	90,000
6 UNDP ¹ (including UN managed pooled and trust funds funding)	7,867,241	43 Estonia	88,186
7 European Commission	7,670,133	44 Czech Republic	73,632
8 United Kingdom	6,783,678	45 Italy	61,224
9 Denmark	5,705,651	46 Uruguay	60,000
10 Finland	3,100,676	47 Peru	30,221
11 France	3,026,135	48 Monaco	27,586
12 Switzerland	2,978,102	49 Greece	25,031
13 Ireland	2,930,178	50 Lithuania	24,783
14 New Zealand	2,458,980	- Spain	24,783
15 Australia	2,312,391	52 Indonesia	20,000
16 Canada	2,014,099	- Thailand	20,000
17 Russian Federation	2,000,000	54 Chile	15,000
18 Belgium	1,638,208	- Egypt	15,000
19 Morocco	1,000,000	- Oman	15,000
- Saudi Arabia	1,000,000	57 Andorra	13,755
21 China	800,000	58 Latvia	12,516
22 OCHA ² (CERF, ERF)	783,497	59 Cyprus	12,487
23 Korea, Rep. of	522,400	60 Algeria	10,000
24 Japan	481,135	- Azerbaijan	10,000
25 Kuwait	310,000	- Qatar	10,000
26 Bahrain	250,000	- Singapore	10,000
27 Mexico	246,355	64 Mongolia	9,970
28 Education Above All	224,000	65 Costa Rica	8,822
29 Portugal	206,227	66 Bulgaria	8,000
30 OIF ³	201,968	67 Armenia	7,500
31 Turkey	196,000	68 Holy See	6,517
32 Luxembourg	167,090	69 Nicaragua	5,000
33 Kazakhstan	159,975	- Sri Lanka	5,000
34 Argentina	150,000	71 Pakistan	4,465
- India	150,000	72 Lebanon	3,897
36 ILO ⁴	146,375	73 Albania	3,000
37 Liechtenstein	134,715	74 Paraguay	1,219
Individual donors/miscellaneous			8,116
			Total 123,739,715

¹ United Nations Development Programme; includes all contributions received through UNDP, in particular UN managed pooled and trust funds funding (details of which can be found in the related table on page 64).

² Office for the Coordination of Humanitarian Affairs (Central Emergency Response Fund/Emergency Response Fund).

³ Organisation Internationale de la Francophonie.

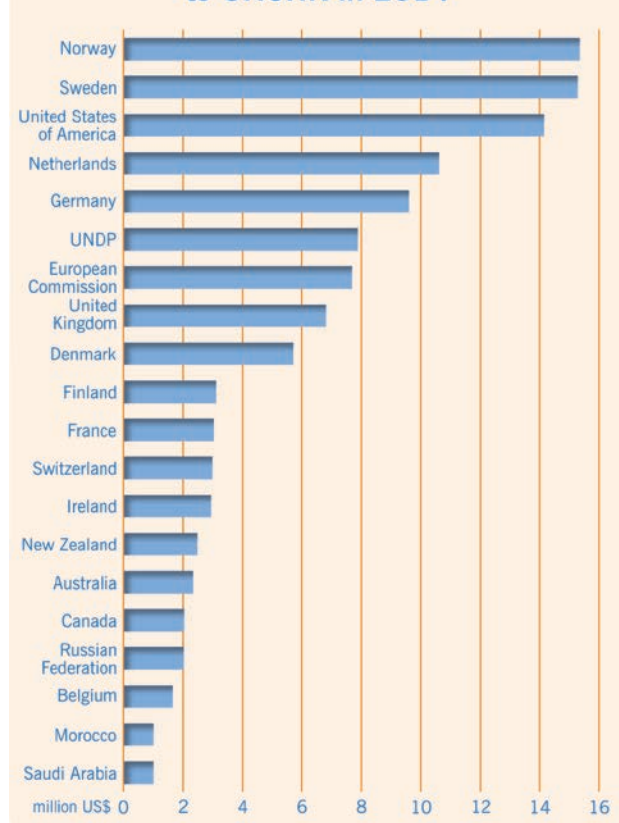
⁴ International Labour Organization.

Source: Integrated Management Information System (IMIS).

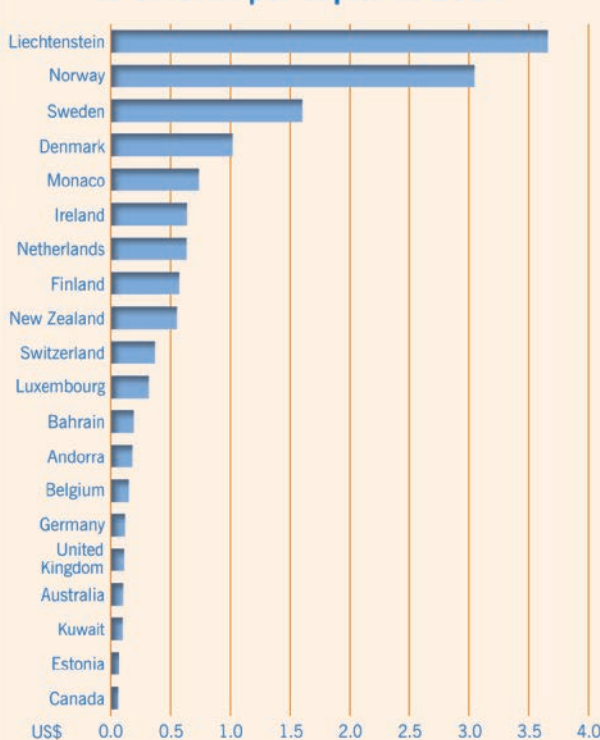
UN managed pooled and trust funds funding received by OHCHR in 2014 through UNDP

Donor	US\$
Joint Programmes (Bolivia, Guatemala, Uganda)	1,550,551
Peacebuilding Fund (Burundi, Guinea, Kyrgyzstan, Sierra Leone, Yemen)	4,682,901
UNDG - Human Rights Mainstreaming Trust Fund	1,006,979
UNPRPD - Disability Fund (Bolivia)	50,241
Towards Unity in Action in the Republic of Moldova	147,255
Papua New Guinea UN Country Fund	49,500
United Nations Action Against Sexual Violence in Conflict	353,314
TOTAL	7,840,741

Voluntary contributions from top 20 donors to OHCHR in 2014



Voluntary contributions from top 20 donors to OHCHR per capita in 2014*



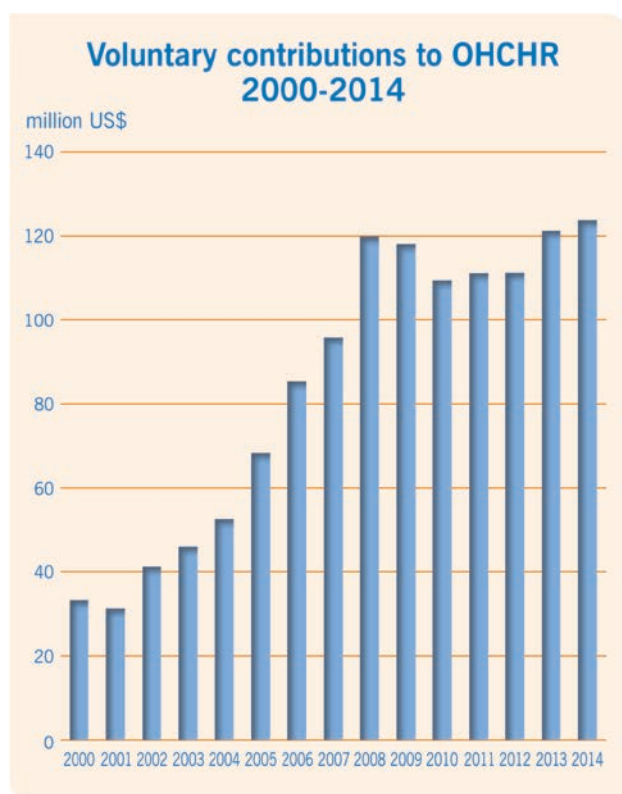
*Sources: Based on 2014 voluntary contributions from OHCHR's donors (Member States) and 2013 population figures from the World Bank Data Profiles.

Funding Trends

Level of contributions

In 2014, a total of US\$123.7 million was raised in extrabudgetary contributions, representing an increase of 2 per cent compared to the previous year (US\$121.2 million). While this is a significant improvement, some of the contributions are for new and/or additional activities, such as components of OHCHR's Programme on Women's Human Rights and Gender Equality, the Human Rights Up Front Action Plan, the Human Rights Indicators project, as well as new field presences in Burundi, Honduras and Ukraine, rather than for the regular work included in the OHCHR Management Plan 2014-2017.

Additional income, including interest and miscellaneous income, brought the total available income in 2014 to US\$125.8 million. With expenditures amounting to US\$140.5 million in 2014, OHCHR had a shortfall of US\$14.7 million, the fifth year in a row that the actual income was



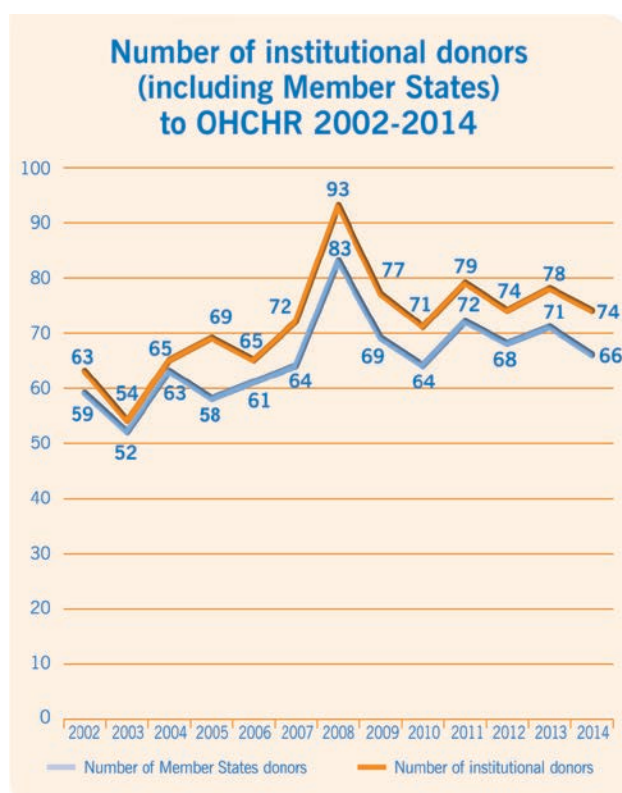
lower than expenditures. Nevertheless, as has been the case since 2010, the shortfall was offset by the surplus balance that had accumulated in previous years. This was made possible due to the reserves built up during 2005-2009 when the Office was in a period of growth and received more funding than it spent. After five consecutive years of drawing on reserves to cover funding gaps, these reserves are now approaching the minimum required operating level. They will soon be insufficient to enable the Office to spend more than it receives in annual contributions.

Current funding challenges have been a major component in OHCHR's decision to engage in a review of its priorities and budget from 2014 onwards, with the objective of addressing the increasing demands it is facing in light of its limited resources. OHCHR must therefore redouble its efforts to generate increased revenues from voluntary contributions while continuing to press for an increase of the regular budget to fully cover the existing mandated activities that are being subsidized from extrabudgetary resources.

Number of donors

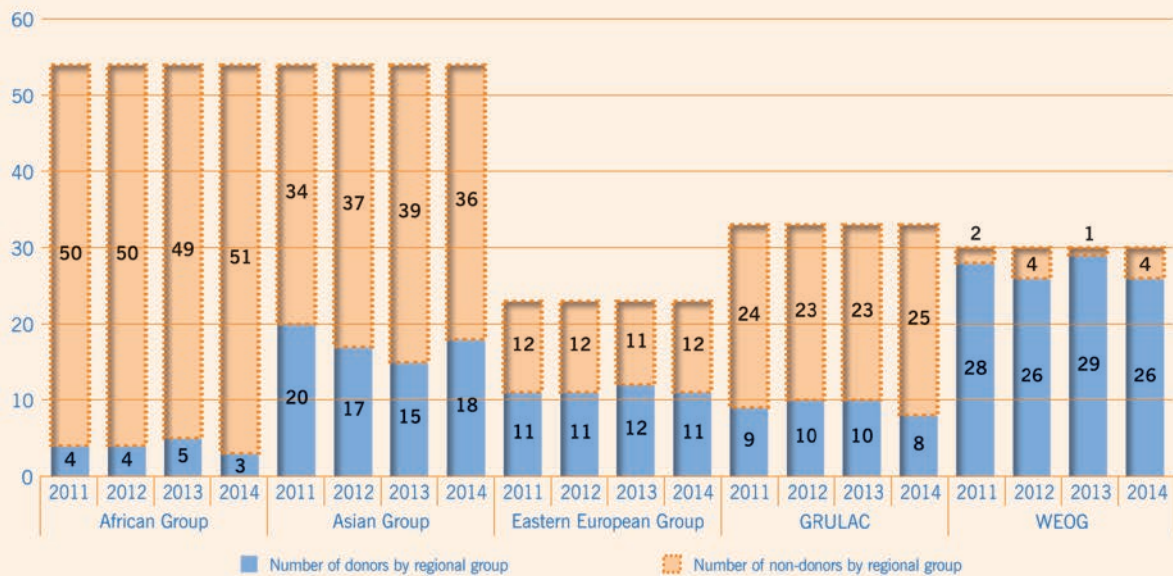
In 2014, 66 Member States made contributions to OHCHR, compared to 71 in 2013 (68 in 2012). In total, 74 institutional donors were registered, compared to 78 in 2013 (74 in 2012). Two governments pledged funds for the first time, whereas eight renewed their support after at least one year of financial inactivity. Another 15 Member States left the list of donors, despite the High Commissioner's repeated appeals to broaden the donor base and support the work of the Office.

Attracting support from new Member States, while maintaining that of existing donors, is crucial for the Office. Over the last three years, only 49 Member States provided an annual contribution, while 37 others contributed at least once in the same three-year period.



Of the 66 Member States that contributed in 2014, 26 were members of the United Nations Western and Others Group (WEOG), 18 were from the Asian Group, 11 were from the Eastern European Group, 8 were from the Latin American and Caribbean Group (GRULAC) and 3 were from the African Group.

Donor base to OHCHR in 2011, 2012, 2013 & 2014, broken down by regional group



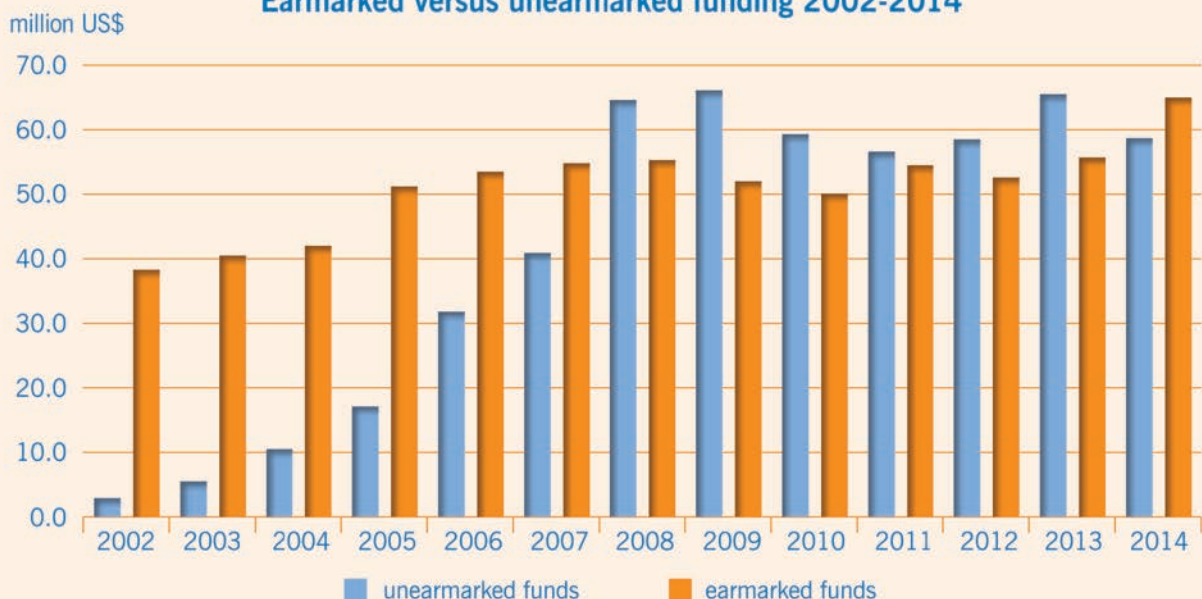
Regular budget versus voluntary contributions

Overall, 46 per cent of OHCHR’s funding came from the United Nations regular budget (compared with 44 per cent in 2013 and 42.5 per cent in 2012) and 54 per cent came from voluntary contributions (compared with 56 per cent in 2013 and 57.5 per cent in 2012). The increase in regular budget funding reflects additional resources that were allocated to cover the first year of the treaty body strengthening process and the partial cost of new activities mandated by the Human Rights Council in 2014.

Earmarking

While the overall funding to OHCHR slightly increased by 2 per cent in 2014, the proportion of unearmarked funding decreased to 47 per cent (down from 54 per cent in 2013 and 53 per cent in 2012) of the total income received. The earmarked contributions increased by almost US\$10 million, from US\$55.7 million to US\$65 million, as a result of efforts to attract more local funding for field operations and to fund specific, new activities. It also received funding from budget lines other than those specific for human rights (such as humanitarian and development budget lines).

Earmarked versus unearmarked funding 2002-2014



OHCHR requires flexibility and autonomy in allocating resources and therefore seeks unearmarked funds from donors. OHCHR uses every appropriate opportunity

to encourage donors to contribute more unearmarked funding. This has resulted in 49 donors providing at least part of their support free of earmarking.













Unearmarked voluntary contributions to OHCHR in 2014

Donor	Unearmarked funding in US\$	Percentage of donor's contribution
1 Norway	10,010,010	65.2%
2 Sweden	7,706,535	50.5%
3 Netherlands	6,793,478	64.0%
4 United States of America	5,500,000	38.9%
5 European Commission	4,822,082	62.9%
6 Denmark	4,771,161	83.6%
7 United Kingdom	3,993,610	58.9%
8 Ireland	2,565,337	87.5%
9 New Zealand	2,448,980	99.6%
10 France	2,118,294	70.0%
11 Finland	1,470,588	47.4%
12 Belgium	1,103,448	67.4%
13 Morocco	1,000,000	100.0%
- Saudi Arabia	1,000,000	100.0%
15 Germany	676,222	7.1%
16 Korea, Rep. of	522,400	100.0%
17 Russian Federation	500,000	25.0%
18 Kuwait	300,000	96.8%
19 Bahrain	250,000	100.0%
20 Mexico	215,000	87.3%
21 Luxembourg	142,503	85.3%
22 Turkey	120,000	61.2%
23 Portugal	100,000	48.5%
24 Uruguay	60,000	100.0%
25 Czech Republic	55,475	75.3%
26 Kazakhstan	50,000	31.3%
- United Arab Emirates	50,000	55.6%
28 Poland	45,215	48.4%
29 Estonia	38,119	43.2%
30 Monaco	27,586	100.0%
31 Liechtenstein	25,907	19.2%
32 Spain	24,783	100.0%
33 Peru	23,371	77.3%
34 Indonesia	20,000	100.0%
- Thailand	20,000	100.0%
36 Oman	15,000	100.0%
37 Latvia	12,516	100.0%
38 Cyprus	12,487	100.0%
39 Azerbaijan	10,000	100.0%
40 Costa Rica	8,822	100.0%
41 Bulgaria	8,000	100.0%
42 Egypt	5,000	33.3%
- Nicaragua	5,000	100.0%
- Sri Lanka	5,000	100.0%
45 Mongolia	4,985	50.0%
46 Pakistan	4,465	100.0%
47 Lebanon	3,897	100.0%
48 Albania	3,000	100.0%
49 Armenia	2,500	33.3%
Other donors/miscellaneous	4,036	49.7%
Total	58,674,812	47.4%














Source: Integrated Management Information System (IMIS).

VOLUNTARY CONTRIBUTIONS TO OHCHR IN 2014 (by earmarking and in descending order)

The distribution of funds in this table reflects earmarking by donors (as per major headings of the extrabudgetary requirements presented in the UN Human Rights Appeal 2014)

	Norway	Sweden	United States of America	Netherlands	Germany	UNDP	European Commission	United Kingdom	Denmark	Finland	France	Switzerland
												
Unearmarked	10,010,010	7,706,535	5,500,000	6,793,478	676,222	0	4,822,082	3,993,610	4,771,161	1,470,588	2,118,294	0
Executive Direction and Management New York and Geneva	793,799	0	0	0	0	599,521	0	0	0	0	41,265	9,368
<i>Subprogramme 1:</i> Human Rights Mainstreaming, Right to Development, Research and Analysis	133,467	0	0	176,000	0	17,500	0	0	0	253,793	0	49,660
<i>Subprogramme 2:</i> Supporting the Human Rights Treaty Bodies	333,667	0	0	1,315,788	895,100	0	607,363	0	0	0	0	0
<i>Subprogramme 3:</i> Advisory Services and Technical Cooperation	0	0	0	0	404,179	0	0	0	0	0	0	0
<i>Subprogramme 4:</i> Supporting the Human Rights Council and its Special Procedures	750,751	0	0	2,123,682	1,141,338	0	0	0	173,137	0	275,103	110,127
Support to the Programmes	0	0	0	0	0	0	0	0	0	0	0	0
Field Presences	1,536,378	7,567,948	2,282,626	100,000	4,615,570	7,250,220	2,240,688	2,790,068	0	1,001,252	591,472	2,808,947
<i>Advisory services, technical cooperation and field activities</i>	0	0	1,250,000	0	2,414,190	760,772	0	341,615	0	1,001,252	123,796	1,578,947
<i>Africa</i>	985,869	1,487,290	200,000	0	500,626	2,547,047	0	1,475,954	0	0	192,572	300,000
<i>Americas</i>	550,509	2,535,651	832,626	0	0	1,513,048	617,387	0	0	0	0	0
<i>Asia and the Pacific</i>	0	462,392	0	0	0	49,500	11,574	0	0	0	0	180,000
<i>Europe and Central Asia</i>	0	0	0	100,000	622,665	1,130,008	1,041,905	972,499	0	0	0	200,000
<i>Middle East and North Africa</i>	0	3,082,614	0	0	1,078,090	1,249,845	569,822	0	0	0	275,103	550,000
Humanitarian Trust Funds	283,617	0	6,350,000	100,000	1,854,051	0	0	0	761,354	375,043	0	0
Miscellaneous*	1,501,502	0	0	0	0	0	0	0	0	0	0	0
Total contributions by donor	15,343,191	15,274,483	14,132,626	10,608,948	9,586,460	7,867,241	7,670,133	6,783,678	5,705,651	3,100,676	3,026,135	2,978,102

*Includes earmarked contributions that could not be reported above.

	Ireland	New Zealand	Australia	Canada	Russian Federation	Belgium	Morocco	Saudi Arabia	China	OCHA	Korea, Rep. of	Japan	Kuwait
													
	2,565,337	2,448,980	0	0	500,000	1,103,448	1,000,000	1,000,000	0	0	522,400	0	300,000
	43,092	0	0	0	0	0	0	0	0	0	0	0	0
	0	0	0	0	850,000	0	0	0	0	0	0	0	0
	0	0	0	0	0	0	0	0	0	0	0	0	0
	0	0	261,780	0	0	0	0	0	0	0	0	0	0
	68,776	0	0	0	250,000	267,380	0	0	0	0	0	91,135	0
	0	0	0	0	0	0	0	0	0	0	0	0	0
	136,054	0	1,352,531	2,014,099	400,000	267,380	0	0	0	783,497	0	390,000	0
	0	0	0	0	0	0	0	0	0	0	0	0	0
	0	0	0	0	0	267,380	0	0	0	0	0	0	0
	0	0	0	2,014,099	0	0	0	0	0	0	0	0	0
	0	0	1,352,531	0	0	0	0	0	0	100,054	0	375,000	0
	0	0	0	0	400,000	0	0	0	0	234,779	0	0	0
	136,054	0	0	0	0	0	0	0	0	448,664	0	15,000	0
	116,919	10,000	305,410	0	0	0	0	0	0	0	0	0	10,000
	0	0	392,670	0	0	0	0	0	800,000	0	0	0	0
	2,930,178	2,458,980	2,312,391	2,014,099	2,000,000	1,638,208	1,000,000	1,000,000	800,000	783,497	522,400	481,135	310,000
















VOLUNTARY CONTRIBUTIONS TO OHCHR IN 2014 (by earmarking and in descending order)

The distribution of funds in this table reflects earmarking by donors (as per major headings of the extrabudgetary requirements presented in the UN Human Rights Appeal 2014)

	Bahrain	Mexico	Education Above All	Portugal	Organisation internationale de la Francophonie	Turkey	Luxembourg	Kazakhstan	Argentina	India	International Labour Organization	Liechtenstein
												
Unearmarked	250,000	215,000	0	100,000	0	120,000	142,503	50,000	0	0	0	25,907
Executive Direction and Management New York and Geneva	0	0	0	0	0	0	0	0	0	0	0	0
<i>Subprogramme 1:</i> Human Rights Mainstreaming, Right to Development, Research and Analysis	0	0	0	0	0	0	0	0	0	0	146,375	0
<i>Subprogramme 2:</i> Supporting the Human Rights Treaty Bodies	0	0	0	0	7,393	0	0	0	45,000	0	0	41,451
<i>Subprogramme 3:</i> Advisory Services and Technical Cooperation	0	0	0	0	0	0	0	0	0	0	0	0
<i>Subprogramme 4:</i> Supporting the Human Rights Council and its Special Procedures	0	0	0	0	0	0	0	19,975	95,000	0	0	0
Support to the Programmes	0	0	0	0	0	0	0	0	0	0	0	0
Field Presences	0	0	224,000	100,000	194,575	50,000	0	90,000	0	100,000	0	41,451
<i>Advisory services, technical cooperation and field activities</i>	0	0	0	100,000	23,777	0	0	0	0	100,000	0	41,451
<i>Africa</i>	0	0	0	0	127,999	0	0	0	0	0	0	0
<i>Americas</i>	0	0	0	0	0	0	0	0	0	0	0	0
<i>Asia and the Pacific</i>	0	0	0	0	0	0	0	0	0	0	0	0
<i>Europe and Central Asia</i>	0	0	0	0	0	50,000	0	90,000	0	0	0	0
<i>Middle East and North Africa</i>	0	0	224,000	0	42,799	0	0	0	0	0	0	0
Humanitarian Trust Funds	0	31,355	0	6,227	0	26,000	24,587	0	10,000	50,000	0	25,907
Miscellaneous*	0	0	0	0	0	0	0	0	0	0	0	0
Total contributions by donor	250,000	246,355	224,000	206,227	201,968	196,000	167,090	159,975	150,000	150,000	146,375	134,715













*Includes earmarked contributions that could not be reported above.

	Austria 	National Human Rights Commission of Qatar 	Ford Foundation 	Poland 	United Arab Emirates 	Estonia 	Czech Republic 	Italy 	Uruguay 	Peru 	Monaco 	Greece 	Lithuania 
	0	0	0	45,215	50,000	38,119	55,475	0	60,000	23,371	27,586	0	0
	0	0	0	0	0	0	0	61,224	0	0	0	0	0
	0	0	99,500	0	0	0	0	0	0	0	0	0	0
	0	0	0	0	0	0	9,079	0	0	0	0	0	0
	0	120,000	0	0	0	0	0	0	0	0	0	0	0
	65,876	0	0	0	0	0	0	0	0	0	0	0	0
	0	0	0	0	0	0	0	0	0	0	0	0	0
	0	0	0	48,211	0	37,360	0	0	0	0	0	0	24,783
	0	0	0	0	0	0	0	0	0	0	0	0	0
	0	0	0	0	0	0	0	0	0	0	0	0	0
	0	0	0	0	0	0	0	0	0	0	0	0	0
	0	0	0	48,211	0	37,360	0	0	0	0	0	0	24,783
	0	0	0	0	0	0	0	0	0	0	0	0	0
	59,289	0	0	0	40,000	12,706	9,079	0	0	6,850	0	25,031	0
	13,175	0	0	0	0	0	0	0	0	0	0	0	0
	138,340	120,000	99,500	93,425	90,000	88,186	73,632	61,224	60,000	30,221	27,586	25,031	24,783















VOLUNTARY CONTRIBUTIONS TO OHCHR IN 2014 (by earmarking and in descending order)

The distribution of funds in this table reflects earmarking by donors (as per major headings of the extrabudgetary requirements presented in the UN Human Rights Appeal 2014)

												
Unearmarked	24,783	20,000	20,000	0	5,000	15,000	0	12,516	12,487	0	10,000	0
Executive Direction and Management New York and Geneva	0	0	0	0	0	0	0	0	0	0	0	0
<i>Subprogramme 1:</i> Human Rights Mainstreaming, Right to Development, Research and Analysis	0	0	0	0	0	0	0	0	0	0	0	0
<i>Subprogramme 2:</i> Supporting the Human Rights Treaty Bodies	0	0	0	0	0	0	0	0	0	0	0	0
<i>Subprogramme 3:</i> Advisory Services and Technical Cooperation	0	0	0	0	0	0	0	0	0	0	0	0
<i>Subprogramme 4:</i> Supporting the Human Rights Council and its Special Procedures	0	0	0	0	0	0	0	0	0	0	0	0
Support to the Programmes	0	0	0	0	0	0	0	0	0	0	0	0
Field Presences	0	0	0	0	0	0	0	0	0	0	0	0
<i>Advisory services, technical cooperation and field activities</i>	0	0	0	0	0	0	0	0	0	0	0	0
<i>Africa</i>	0	0	0	0	0	0	0	0	0	0	0	0
<i>Americas</i>	0	0	0	0	0	0	0	0	0	0	0	0
<i>Asia and the Pacific</i>	0	0	0	0	0	0	0	0	0	0	0	0
<i>Europe and Central Asia</i>	0	0	0	0	0	0	0	0	0	0	0	0
<i>Middle East and North Africa</i>	0	0	0	0	0	0	0	0	0	0	0	0
Humanitarian Trust Funds	0	0	0	15,000	10,000	0	13,755	0	0	10,000	0	10,000
Miscellaneous*	0	0	0	0	0	0	0	0	0	0	0	0
Total contributions by donor	24,783	20,000	20,000	15,000	15,000	15,000	13,755	12,516	12,487	10,000	10,000	10,000

*Includes earmarked contributions that could not be reported above.

	Singapore	Mongolia	Costa Rica	Bulgaria	Armenia	Holy See	Nicaragua	Sri Lanka	Pakistan	Lebanon	Albania	Paraguay
												
	0	4,985	8,822	8,000	2,500	0	5,000	5,000	4,465	3,897	3,000	0
	0	0	0	0	0	0	0	0	0	0	0	0
	0	0	0	0	0	0	0	0	0	0	0	0
	0	0	0	0	0	0	0	0	0	0	0	1,219
	0	0	0	0	0	0	0	0	0	0	0	0
	10,000	0	0	0	5,000	0	0	0	0	0	0	0
	0	0	0	0	0	0	0	0	0	0	0	0
	0	0	0	0	0	0	0	0	0	0	0	0
	0	0	0	0	0	0	0	0	0	0	0	0
	0	0	0	0	0	0	0	0	0	0	0	0
	0	0	0	0	0	0	0	0	0	0	0	0
	0	0	0	0	0	0	0	0	0	0	0	0
	0	0	0	0	0	0	0	0	0	0	0	0
	0	4,985	0	0	0	6,517	0	0	0	0	0	0
	0	0	0	0	0	0	0	0	0	0	0	0
	10,000	9,970	8,822	8,000	7,500	6,517	5,000	5,000	4,465	3,897	3,000	1,219

Predictability

Predictability and sustainability are of the utmost importance for OHCHR to plan and implement its activities with a minimum of flexibility and efficiency. At the beginning of 2014, however, OHCHR could only count on approximately US\$23.8 million in pledged contributions, US\$21.4 million of which was the payment of instalments in 2014 as part of multiyear funding arrangements. In 2014, OHCHR had these arrangements in place with 12 donors, including 10 Member States (Belgium, Canada, China, Denmark, Finland, Norway, Saudi Arabia, Sweden, Switzerland and the United Kingdom) and two foundations (Education Above All and the Ford Foundation).

In-Kind Contributions

A few Member States, in particular Colombia, Qatar and Senegal which host OHCHR offices in their countries, provided some support to OHCHR field presences by covering items such as rent of premises, utilities and vehicles.

Associate Experts

Some Member States also provided OHCHR with additional indirect financial support by contributing to the United Nations Associate Experts Programme, which is administered by the Department of Economic and Social Affairs in New York. As of 31 December 2014, OHCHR had 22 associate experts (also known as Junior Professional Officers) who were supported by the following governments:

Denmark, Finland, Germany, Italy, the Netherlands, Norway, Saudi Arabia, Sweden and Switzerland (see table below).

Sponsor	Number of national associate experts	Number of non-national associate experts
Denmark	4	-
Finland	3	-
Germany	1	-
Italy	1	-
Netherlands	2	-
Norway	2	-
Saudi Arabia	2	-
Sweden	2	-
Switzerland	5	-
Total	22	0

How to Help

OHCHR accepts contributions from Member States, international organizations, foundations, voluntary associations, non-governmental organizations and individuals. If you, or the organization you represent, would like to make a contribution, please contact OHCHR's Donor and External Relations Section in Geneva.

Tel: +41 22 917 96 44

Fax: +41 22 917 90 08

Email: DexRel@ohchr.org